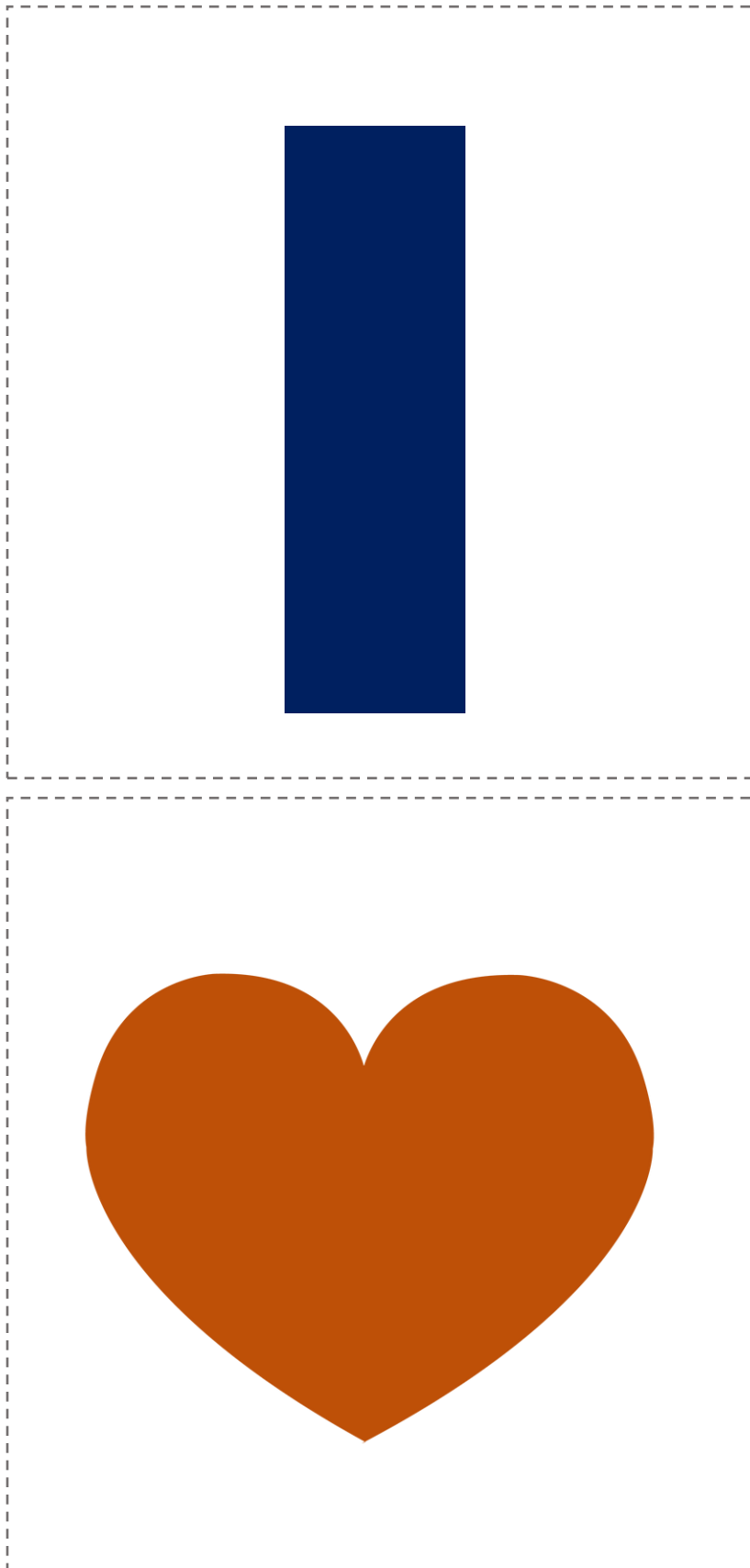




# Father's Day Photo Gift Printable




# Father's Day Photo Gift Printable




# Father's Day Photo Gift Printable



# Father's Day Photo Gift Printable



# Father's Day Photo Gift Printable



# Father's Day Photo Gift Printable



## **INSTRUCTIONS:**

1. Print this document on cardstock or heavy paper (or print on computer paper and mount to a heavier stock).
2. Cut out each letter and the heart image along the dotted lines.
3. Style and take a series of photos on your digital cell phone camera with one child in different poses, multiple children, or even pets - holding one letter in each photo.
4. Arrange the photos together to spell out **DAD/DADDY, I LOVE DAD or I LOVE DADDY** (your choice!) either physically (printed) or digitally.
5. Use your photo collage to create an adorable printable gift, personalized card or keepsake for Father's Day.